



Futures Trading Course Outline:

I. Introduction

- A. Overview of Futures Trading
- B. Importance for Beginners

II. Understanding Futures Trading

- A. Definition and Concept
- B. Key Participants
- C. Advantages and Risks

III. Auction Market Theory (AMT)

- A. Basics of AMT
- B. Application in Futures Trading
- C. Benefits for Beginners

IV. DOM Trading (Depth of Market)

- A. Introduction to DOM
- B. How DOM Works
- C. Utilizing DOM in Trading

V. Footprint

- A. What is Footprint?
- B. Importance in Futures Trading

VI. Setting Up for Success

- A. Risk Management Strategies
- B. Continuous Learning and Adaptation

VII. Common Mistakes to Avoid

- A. Overleveraging
- B. Ignoring Market Trends
- C. Neglecting Fundamental Analysis

VIII. Keeping Up with Market Trends

- A. Importance of Market Research
- B. Staying Informed about Economic Indicators
- C. Following Financial News



Please Follow us on our Official Links

 <https://twitter.com/FutureOrderflow>

 https://www.instagram.com/futures_orderflow/

 <https://discord.gg/TR2mmsRG3a>



A Guide for Beginners on Futures Trading: Unveiling the Secrets of Auction Market Theory, DOM Trading, and Footprint

Futures trading can be a lucrative venture for those looking to explore the world of financial markets. As a beginner, understanding the basics and utilizing advanced concepts like Auction Market Theory (AMT), DOM Trading (Depth of Market), and Footprint Analysis can set the foundation for a successful trading journey.

I. Introduction

Overview of Futures Trading

Futures trading involves the buying and selling of financial contracts, known as futures contracts, with the intention of profiting from price movements. It provides opportunities for speculation and hedging against market fluctuations.

Importance for Beginners

Navigating the complexities of futures trading may seem daunting, but for beginners, it opens doors to financial growth and diversification. Let's delve into the essential aspects to guide you through this exciting journey.

II. Understanding Futures Trading

Definition and Concept: At its core, futures trading is a contract between two parties to buy or sell an asset at a predetermined price on a future date. It's a way for investors to capitalize on price changes without owning the actual asset.

Please Follow us on our Official Links

 <https://twitter.com/FutureOrderflow>

 https://www.instagram.com/futures_orderflow/

 <https://discord.gg/TR2mmsRG3a>



	Futures	Stocks
Contract terms	Agreement to perform	Conveys ownership
Type of contract	Standardized units, no limit on number	Shares in a company, limited to number issued
Time factor	Contracts expire	Continue perpetually
Margin	Good-faith deposit to ensure contract performance	Down payment on ownership
Leverage	High with minimum margins required generally only 2%–15% of contract value	Limited with minimum margin at 50% of share price
Short selling	Simple, involving same process with same margin requirements as going long	Complex, requiring uptick in share price and borrowing shares to sell

Key Participants

Understanding the roles of hedgers, speculators, and arbitrageurs in the futures market is crucial for beginners. Each participant contributes to the dynamics of price discovery and market efficiency.

Advantages and Risks

Before diving in, it's vital to grasp the potential advantages, such as leverage and liquidity, along with the associated risks, including the possibility of significant losses. Risk management strategies become paramount

Please Follow us on our Official Links

 <https://twitter.com/FutureOrderflow>

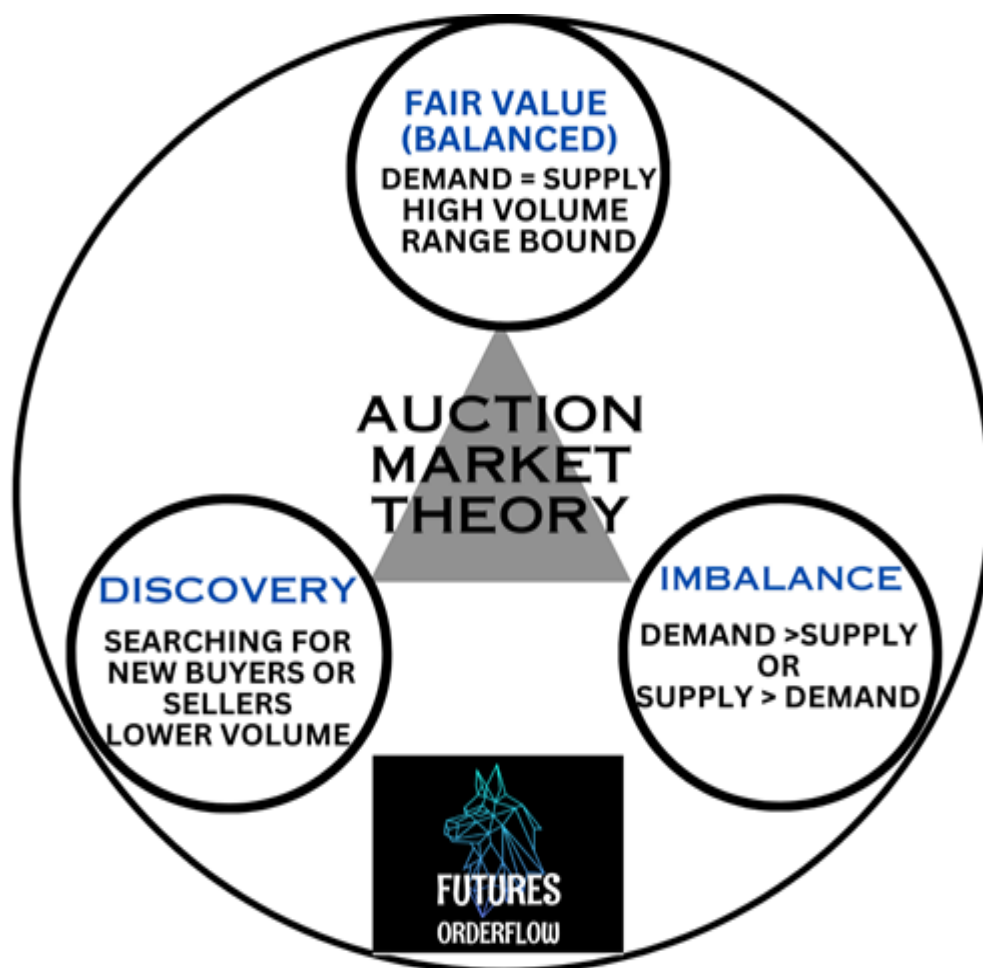
 https://www.instagram.com/futures_orderflow/

 <https://discord.gg/TR2mmsRG3a>

III. Auction Market Theory (AMT)

Basics of AMT

Auction Market Theory (AMT) provides insights into market dynamics by analysing price movements and volume. It states that financial markets move higher and lower due to imbalances between buyer and seller aggression (caused by market events) until price discovers a level where aggression is balanced and the most trade can be facilitated (Fair Value). . AMT is the beginning of understanding fair value, imbalances, and other order flow trading concepts.



Please Follow us on our Official Links

 <https://twitter.com/FutureOrderflow>

 https://www.instagram.com/futures_orderflow/

 <https://discord.gg/TR2mmsRG3a>



Application in Futures Trading

AMT is a powerful tool for interpreting market behaviour. Learn how to use AMT to identify trends, support, and resistance levels, enhancing your decision-making process in futures trading. The flow chart above represents the constant rotation the financial markets go through, from balanced to imbalanced and back to balance through discovery.

Fair Value is the price area that facilitates the most trade between market participants. Buyer and seller aggression are closely balanced resulting in price trading in a tight range on higher volume. When a security is trading at fair value it's in a **state of balance**.

Imbalances occur in the market as a result of market events that cause either buyers or sellers to become the aggressor.

In balanced markets, AMT traders will look to fade moves away from Fair Value (Mean Reversion). Conversely, when markets are imbalanced, AMT traders will look to trade in the direction of the imbalance as the market goes into discovery.

When the market is in the **discovery phase** during a buy imbalance, buyers will drive prices higher in search of new sellers. In the same manner, when a sell imbalance occurs sellers will drive price lowers in search of new buyers



Benefits for Beginners

AMT simplifies market complexities, offering beginners a structured approach to analysing price action. Uncover how integrating AMT into your trading strategy can boost confidence and effectiveness.

Please Follow us on our Official Links

 <https://twitter.com/FutureOrderflow>

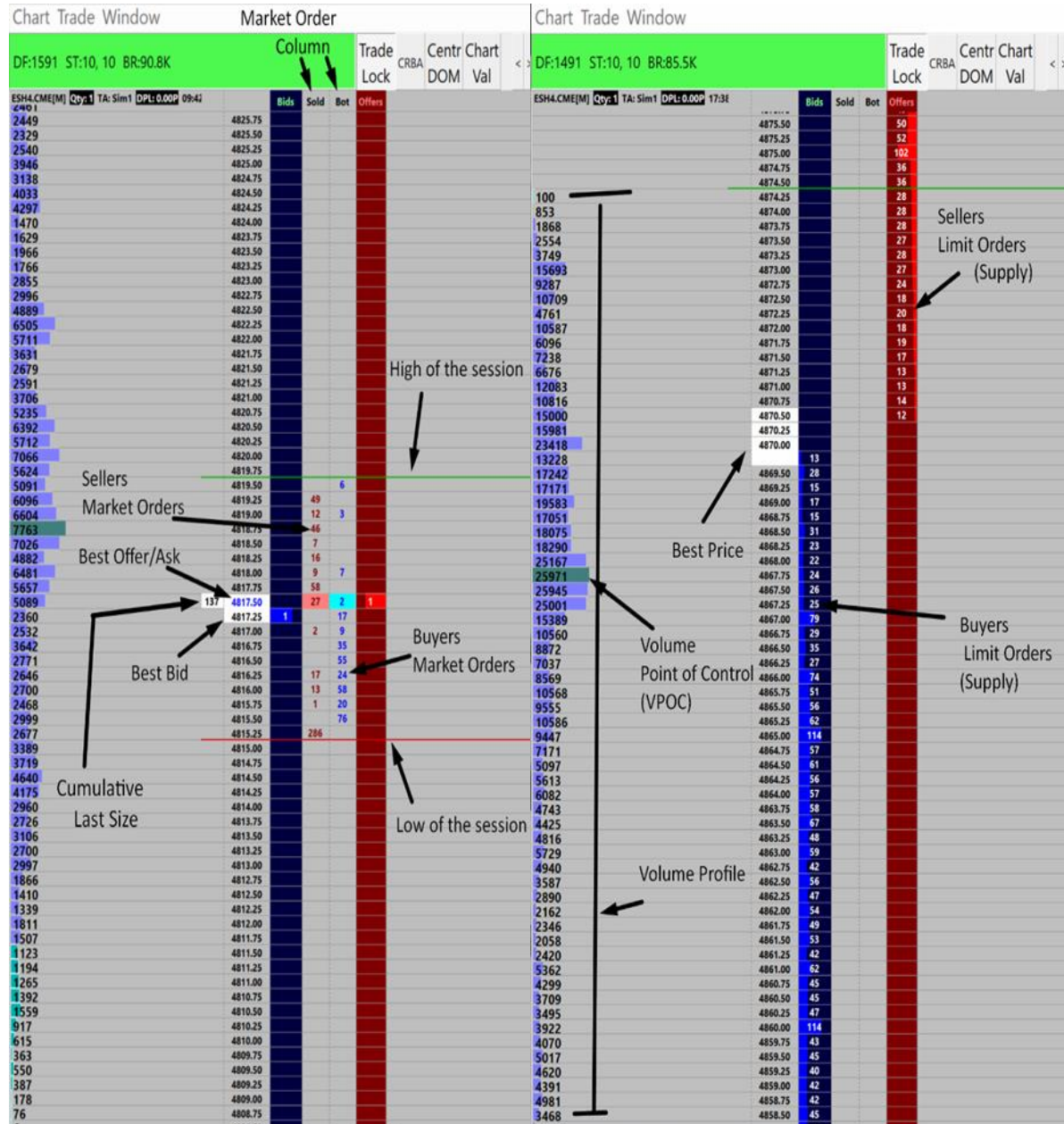
 https://www.instagram.com/futures_orderflow/

 <https://discord.gg/TR2mmsRG3a>

IV. DOM Trading (Depth of Market)

Introduction to DOM

Depth of Market (DOM) provides a real-time view of buy and sell orders, allowing traders to gauge market depth and potential price movements.



Please Follow us on our Official Links

 <https://twitter.com/FutureOrderflow>

 https://www.instagram.com/futures_orderflow/

 <https://discord.gg/TR2mmsRG3a>



Key Features of DOM:

- a. **Bid:** The highest price a buyer is willing to buy a security for.
- b. **Ask/Offer:** The lowest price is willing to sell a security for.
- c. **Limit Orders/Market Depth:** The passive orders available at each bid and ask level.
- d. **Market orders:** orders executed at current market price
- e. **Order Flow:** - Monitoring the flow of market orders and limit orders.

How DOM Works

DOM shows bid-ask spreads and order book dynamics. Traders can gain insights into interpreting DOM data and making informed trading decisions based on market depth.

Utilizing DOM in Trading

Discover practical ways to incorporate DOM into your trading strategy. From identifying order flow to spotting liquidity clusters, DOM trading enhances your ability to react swiftly to market changes.

Please Follow us on our Official Links

 <https://twitter.com/FutureOrderflow>

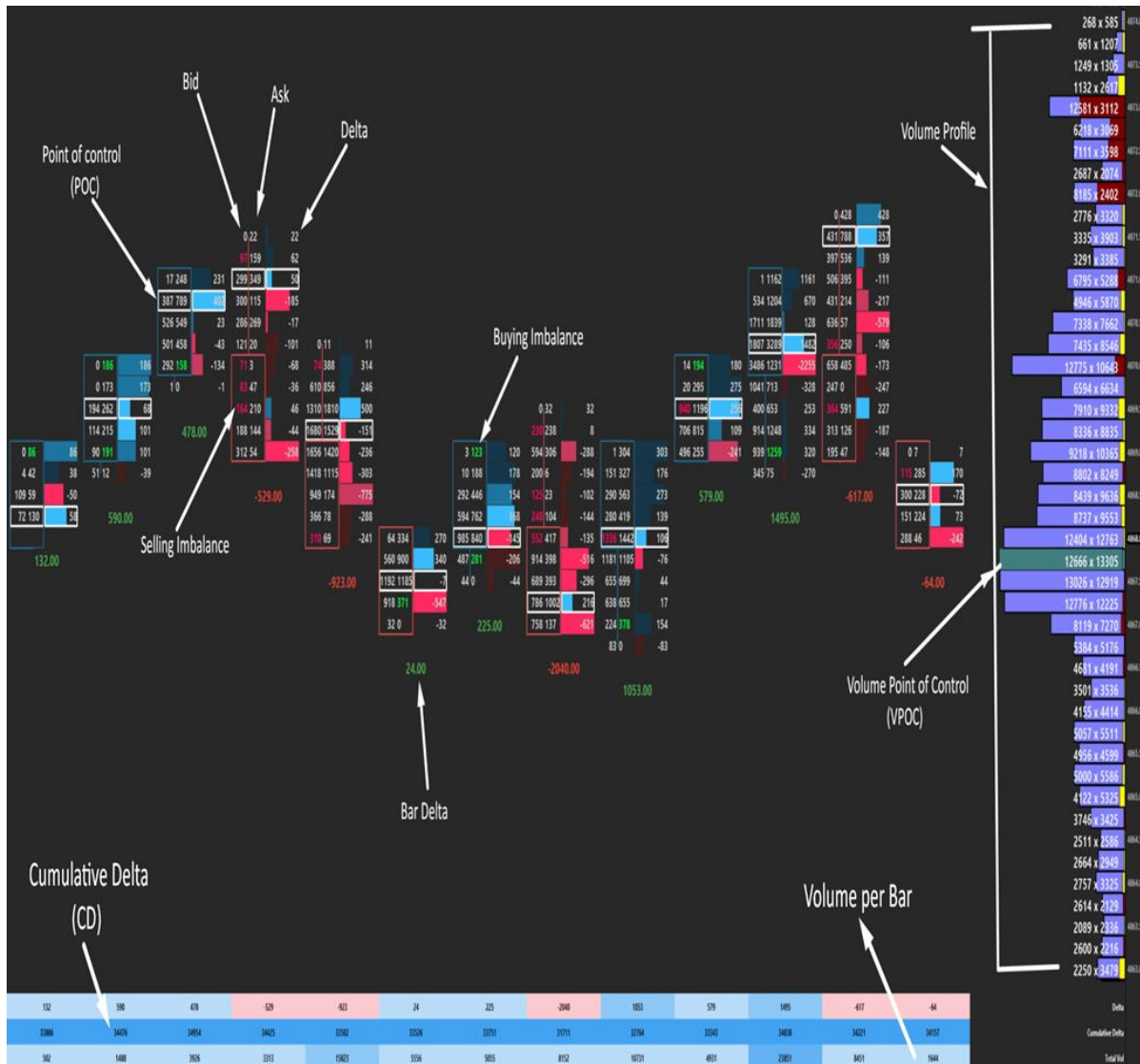
 https://www.instagram.com/futures_orderflow/

 <https://discord.gg/TR2mmsRG3a>

V. Footprint

What is Footprint Chart?

Footprint charts provide a visual representation of trading activity at each price level, helping traders analyse order flow and market sentiment.



Please Follow us on our Official Links

 <https://twitter.com/FutureOrderflow>

 https://www.instagram.com/futures_orderflow/

 <https://discord.gg/TR2mmsRG3a>



Key features of Footprint charts include:

- a. **Point of Control (POC):** indicates where most volume was traded in the bar
- b. **Bid/Ask Imbalance:** Indicates whether aggressive buyers or sellers are dominating the market.
- c. **Delta:** Represents the net difference between buying and selling volume.
- d. **Cumulative Delta:** Shows the overall buying or selling pressure over a specified period.

Importance in Futures Trading

Footprint charts provide insights into market dynamics, helping traders identify potential reversals or continuations. It is a great way to spot buying and selling pressure, leading to more informed entry and exit decisions.

VI. Setting Up for Success

Risk Management Strategies

Effective risk management is paramount in futures trading. Learn practical strategies to protect your capital and minimize potential losses, ensuring longevity in the market. Some key points of risk management.

- a. **Position Sizing:** Determine the appropriate size for each trade based on risk tolerance.
- b. **Stop-Loss Orders:** Set predetermined exit points to limit potential losses.
- c. **Diversification:** Spread investments across different assets to reduce risk.
- d. **Continuous Learning:** Stay informed about market trends, strategies, and risk management techniques.

Continuous Learning and Adaptation

The financial markets are dynamic. Embrace a mind-set of continuous learning and adaptation, staying abreast of market trends and adjusting your strategies accordingly.

VII. Common Mistakes to Avoid

Overleveraging

Please Follow us on our Official Links

 <https://twitter.com/FutureOrderflow>

 https://www.instagram.com/futures_orderflow/

 <https://discord.gg/TR2mmsRG3a>



One of the common pitfalls for beginners is overleveraging. Understand the risks associated with high leverage and adopt strategies to manage your exposure effectively.

Ignoring Market Trends

Failing to recognize and adapt to market trends can hinder your success. Explore methods to identify and capitalize on trends, whether they are short-term or long-term.

Neglecting Fundamental Analysis

While technical analysis is valuable, neglecting fundamental analysis can leave you uninformed about broader market conditions. Strike a balance between technical and fundamental insights.

VIII. Keeping Up with Market Trends

Importance of Market Research

Stay informed by conducting thorough market research. Explore different sources of information to understand economic indicators, global events, and their potential impact on the markets.

Staying Informed about Economic Indicators

Economic indicators influence market movements. Learn how to interpret key indicators, such as GDP, unemployment rates, and inflation, to anticipate market trends.

Following Financial News

Stay connected with financial news to stay ahead of market developments. Regularly check reputable news sources for updates on economic events, policy changes, and industry trends. Follow our fundamentals and news-feed section in discord to know live market updates.

IX. Conclusion

Futures trading involves a deep understanding of market dynamics, risk management, and the application of analytical tools like Auction Market Theory, Depth of Market (DOM), and Footprint charts. Beginners should start with small trades, continuously learn, and practice disciplined trading to succeed in the dynamic world of futures markets.

For beginners, the initial stages may seem overwhelming, but perseverance and dedication pay off. Stay curious, stay informed, and most importantly, enjoy the process of learning and growing as a trader.

Please Follow us on our Official Links

 <https://twitter.com/FutureOrderflow>

 https://www.instagram.com/futures_orderflow/

 <https://discord.gg/TR2mmsRG3a>